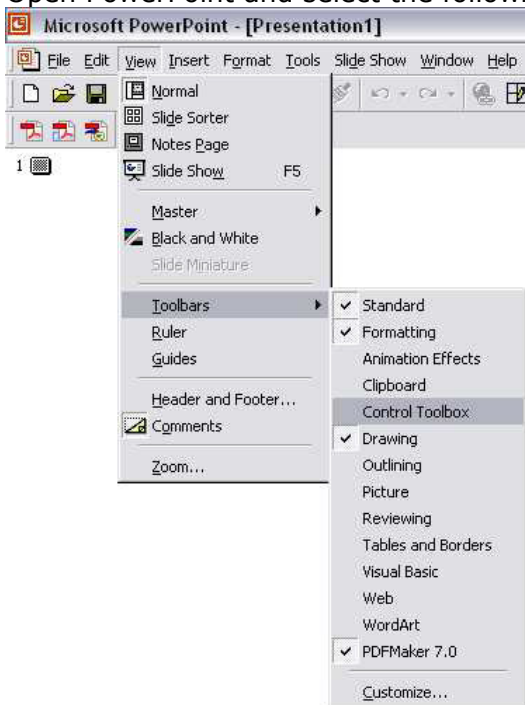


How to Embed SWF Animations in PowerPoint2000

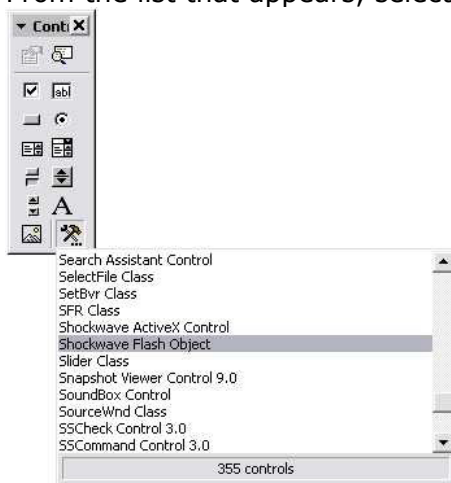
- First, download Shockwave Flash Player and install the corresponding ActiveX control, as described in <http://www.neilbreakwell.net/pdf/HowToInstallFlashPlayer.pdf>
- Open PowerPoint and select the following from the menu bar View -> Toolbars - Control Toolbox:



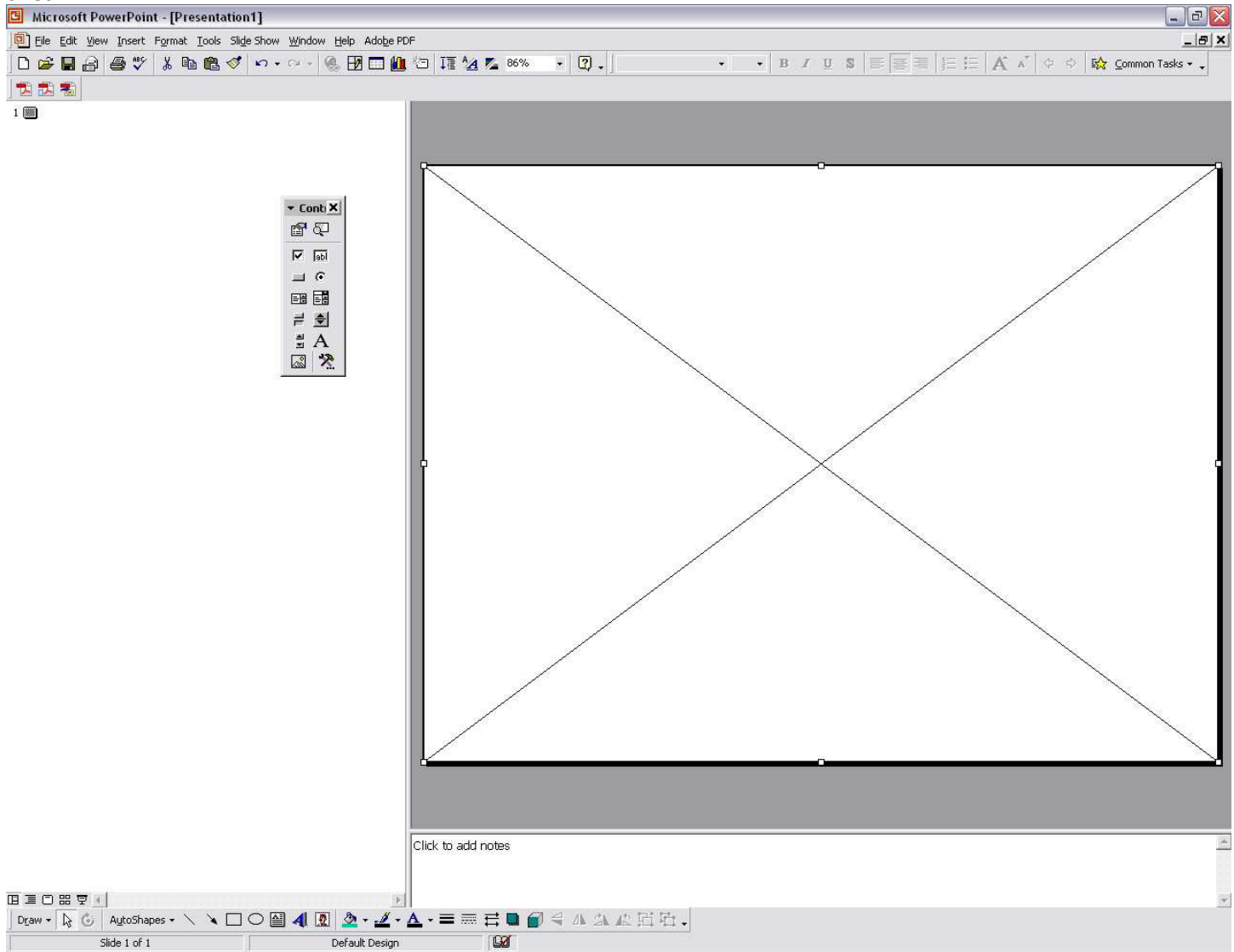
- From the Controls Toolbox that appears, select "More Controls" (hammer & wrench at lower right):



- From the list that appears, select "Shockwave Flash Object"



- Now click and drag an area on the slide where the SWF file will be displayed - may be entire slide area:



- Right-click in the display area just defined and select "Properties"



- Now, go into the Properties panel which appears and enter the full URL of the swf file to be displayed in the "Movie" field - eg, if the swf file is in a subfolder called "foldername" within the folder where the PowerPoint presentation file is located and the swf file itself is called filename.swf, then:

